


Attn: _____



**Hewitt Flared Front Frame
 Specification Sheet**



***ALL MEASUREMENTS (±1")**

| PART NO. FLARED FRONT | SIZE | OVERALL LENGTH "A" | INSIDE WIDTH "B" | SIDE RAIL LENGTH "C" | OUTSIDE WIDTH "D" |
|-----------------------------|------------|--------------------------|------------------------|----------------------------|-------------------------|
| HW1800100 | 18' X 100" | 18' | 94 1/2" | 16' | 100 1/2" |
| HW2000100 | 20' X 100" | 20' | 94 1/2" | 18' | 100 1/2" |
| HW2200100 | 22' X 100" | 22' | 94 1/2" | 20' | 100 1/2" |
| HW2400100 | 24' X 100" | 24' | 94 1/2" | 22' | 100 1/2" |
| HW2600100 | 26' X 100" | 26' | 94 1/2" | 24' | 100 1/2" |
| HW3000100 | 30' X 100" | 30' | 94 1/2" | 28' | 100 1/2" |
| HW1800110 | 18' X 110" | 18' | 104 1/2" | 16' | 110 1/2" |
| HW2000110 | 20' X 110" | 20' | 104 1/2" | 18' | 110 1/2" |
| HW2200110 | 22' X 110" | 22' | 104 1/2" | 20' | 110 1/2" |
| HW2400110 | 24' X 110" | 24' | 104 1/2" | 22' | 110 1/2" |
| HW2600110 | 26' X 110" | 26' | 104 1/2" | 24' | 110 1/2" |
| HW2800110 | 28' X 110" | 28' | 104 1/2" | 26' | 110 1/2" |
| HW3000110 | 30' X 110" | 30' | 104 1/2" | 28' | 110 1/2" |
| HW2300120 | 23' X 120" | 23' | 114" | 20' | 120" |
| HW2500120 | 25' X 120" | 25' | 114" | 22' | 120" |
| HW2700120 | 27' X 120" | 27' | 114" | 24' | 120" |
| HW2900120 | 29' X 120" | 29' | 114" | 26' | 120" |
| HW3100120 | 31' X 120" | 31' | 114" | 28' | 120" |
| HW1200138 | 12' X 138" | 12' 3" | 132" | 9' | 138" |
| HW2300138 | 23' X 138" | 23' 3" | 132" | 20' | 138" |
| HW2500138 | 25' X 138" | 25' 3" | 132" | 22' | 138" |

ATTACHMENT

Ball bungees wrap around each bow on the sides

Hooked bungees attach to a ring welded to each bow on the ends

STANDARD VALANCE: 12" VALANCE

OUTSIDE DIMENSIONS

- A _____ OVERALL LENGTH OF FRAME
- B _____ INSIDE WIDTH OF FRAME
- C _____ LENGTH OF SIDE RAILS
(W/O ENDS)
- D _____ OUTSIDE WIDTH OF FRAME

CONTACT INFORMATION

Name _____
 Address _____
 City _____ State ____ Zip _____
 Phone _____ Fax _____
 Boat Lift Brand _____


NOTES

****If dimensions don't match above,
 fill out detail sheet on page 3****

Attn: _____



**Hewitt Flared Front Frame
 Specification Sheet**



***ALL MEASUREMENTS (±1")**

| PART NO. FLARED FRONT | SIZE | OVERALL LENGTH "A" | INSIDE WIDTH "B" | SIDE RAIL LENGTH "C" | OUTSIDE WIDTH "D" |
|-----------------------------|------------|--------------------------|------------------------|----------------------------|-------------------------|
| HW2700138 | 27' X 138" | 27' 3" | 132" | 24' | 138" |
| HW2900138 | 29' X 138" | 29' 3" | 132" | 26' | 138" |
| HW3100138 | 31' X 138" | 31' 3" | 132" | 28' | 138" |
| HW3300138 | 33' X 138" | 33' 3" | 132" | 30' | 138" |
| HW3500138 | 35' X 138" | 35' 3" | 132" | 32' | 138" |
| HW3700138 | 37' X 138" | 37' 3" | 132" | 34' | 138" |
| HW4200138 | 42' X 138" | 42' 3" | 132" | 39' | 138" |
| HW4500138 | 45' X 138" | 45' 3" | 132" | 42' | 138" |

****If dimensions don't match above,
 fill out detail sheet on page 3****

ATTACHMENT

Ball bungees wrap around each bow on the sides

Hooked bungees attach to a ring welded to each bow on the ends

STANDARD VALANCE: 12" VALANCE

OUTSIDE DIMENSIONS

- A _____ OVERALL LENGTH OF FRAME
- B _____ INSIDE WIDTH OF FRAME
- C _____ LENGTH OF SIDE RAILS
(W/O ENDS)
- D _____ OUTSIDE WIDTH OF FRAME

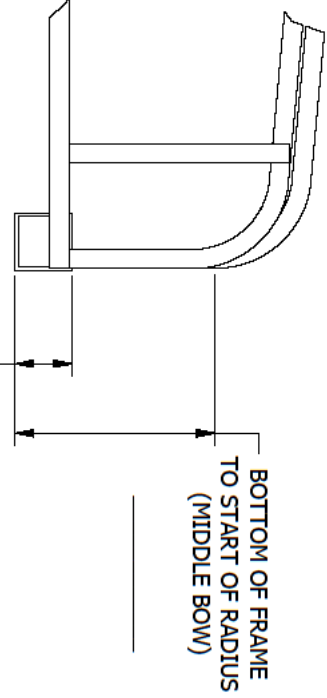
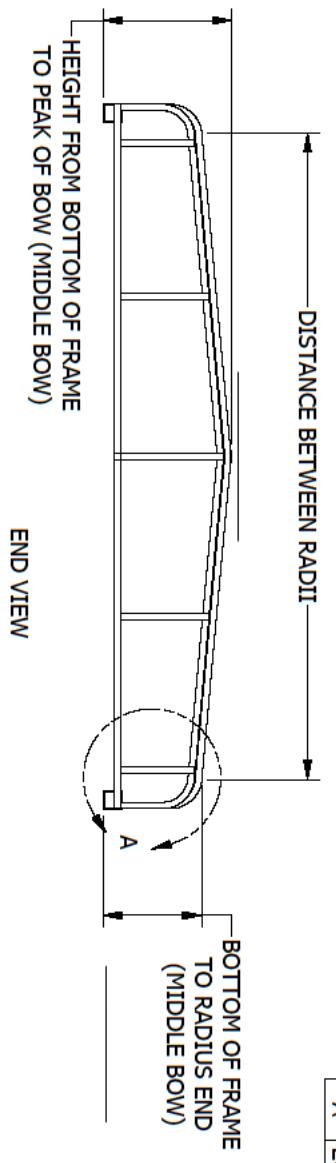
CONTACT INFORMATION

Name _____
 Address _____
 City _____ State ____ Zip _____
 Phone _____ Fax _____
 Boat Lift Brand _____

NOTES

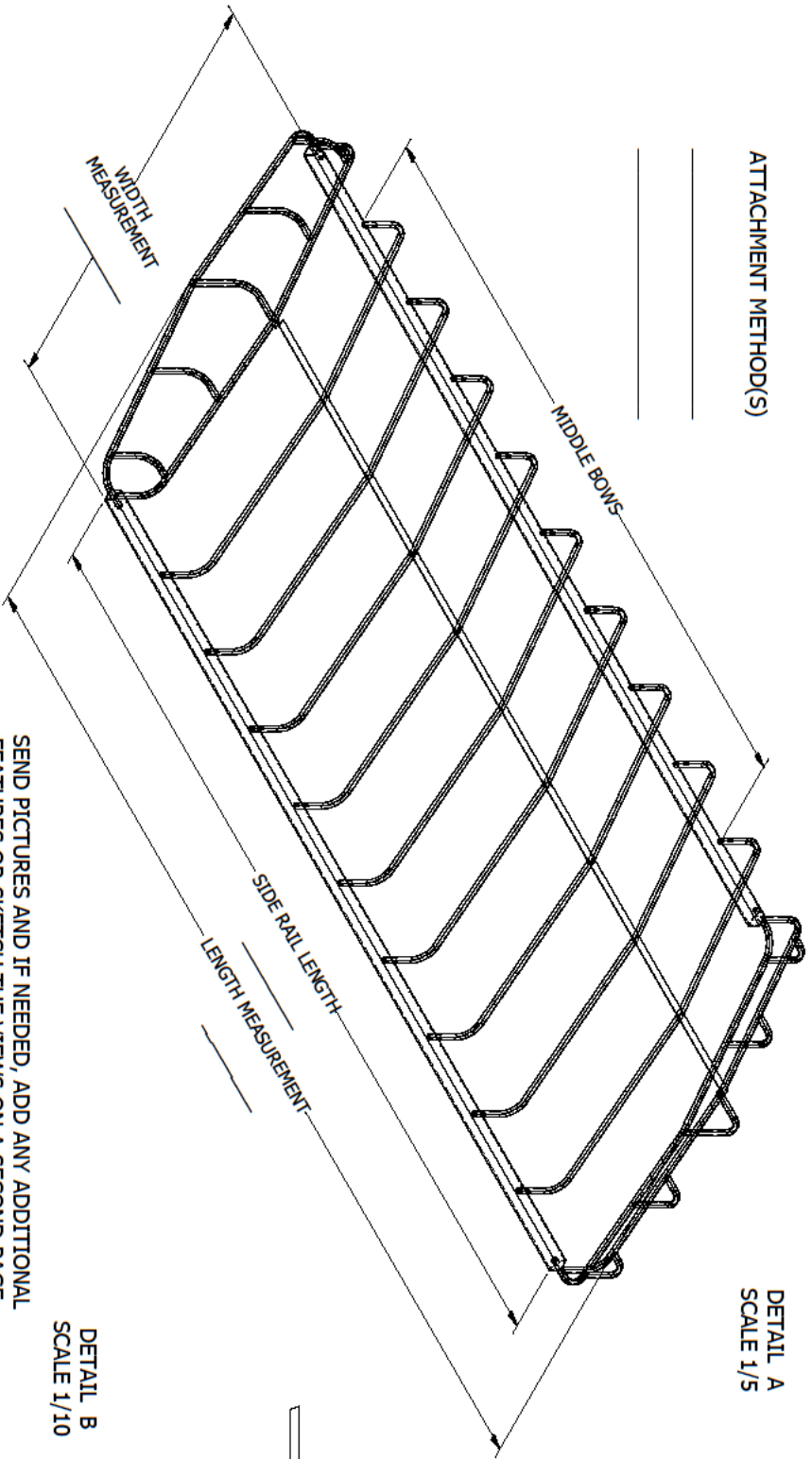
| REV | ECN | DATE | DESCRIPTION | ISSUER |
|-----|----------|-----------|-------------|--------|
| A | EC-00469 | 10/4/2016 | RELEASE | RML |

REVISIONS

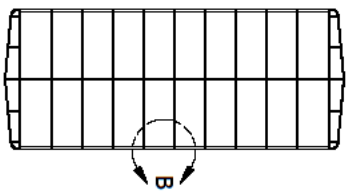


ATTACHMENT METHOD(S)

DETAIL A
SCALE 1/5



TOTAL NUMBER OF BOWS



SPACING OF BOWS

DETAIL B
SCALE 1/10

SEND PICTURES AND IF NEEDED, ADD ANY ADDITIONAL FEATURES OR SKETCH THE VIEWS ON A SECOND PAGE.

TOLERANCES - UNLESS NOTED

DECIMAL F.
FRACTION F.
ANGLE F.

RUSH-CO

1314 Walnut St. - Springfield, SD 57062
605-369-6000

DRFT: RML
ENGR: CWG

DATE: 4/2/2013
DATE: 10/10/2016

SCALE: 1/10

SHEET: 1/1

PART NO: F-136

SIZE: C