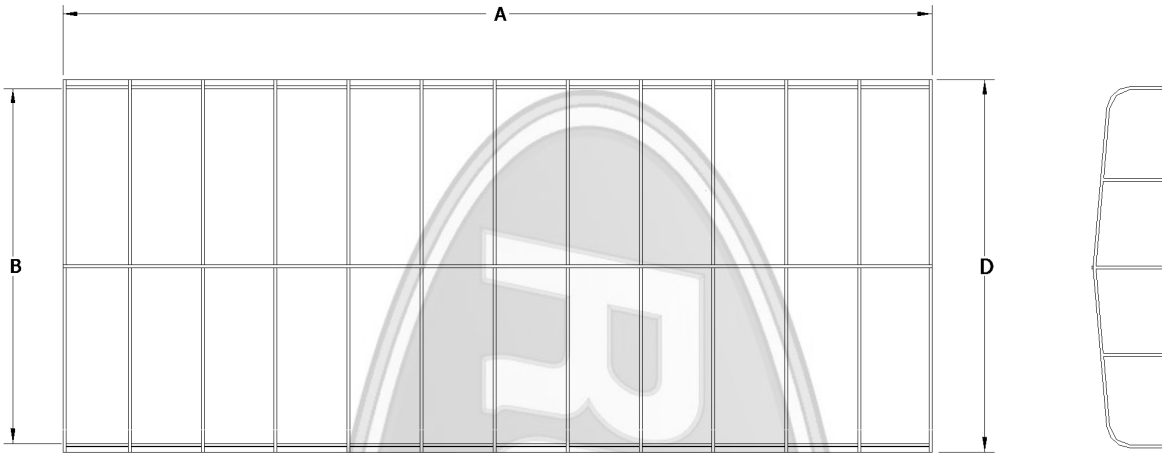


Attn: _____

Bulmann Frame Specification Sheet



RUSH-CO.®
 1314 Walnut St.
 Springfield, SD 57062
 1.877.330.0512
 RUSH-COMARINE.COM



***ALL MEASUREMENTS (±1")**

PART NO.	SIZE	OVERALL LENGTH "A"	INSIDE WIDTH "B"	OUTSIDE WIDTH "D"
BU2200126	22' X 126"	22'	122.375"	125.375"
BU2400126	24' X 126"	24'	122.375"	125.375"
BU2600126	26' X 126"	26'	122.375"	125.375"
BU2800126	28' X 126"	28'	122.375"	125.375"
BU3000126	30' X 126"	30'	122"	125"
BU3200126	32' X 126"	32'	122"	125"
BU3400126	34' X 126"	34'	122"	125"
BU3600126	36' X 126"	36'	122"	125"

ATTACHMENT

Continuous bungee threaded thru webbing loops and tied off at the ends.

STANDARD VALANCE: 5" VALANCE

OUTSIDE DIMENSIONS

A _____ OVERALL LENGTH OF FRAME
 B _____ INSIDE WIDTH OF FRAME
 D _____ OUTSIDE WIDTH OF FRAME

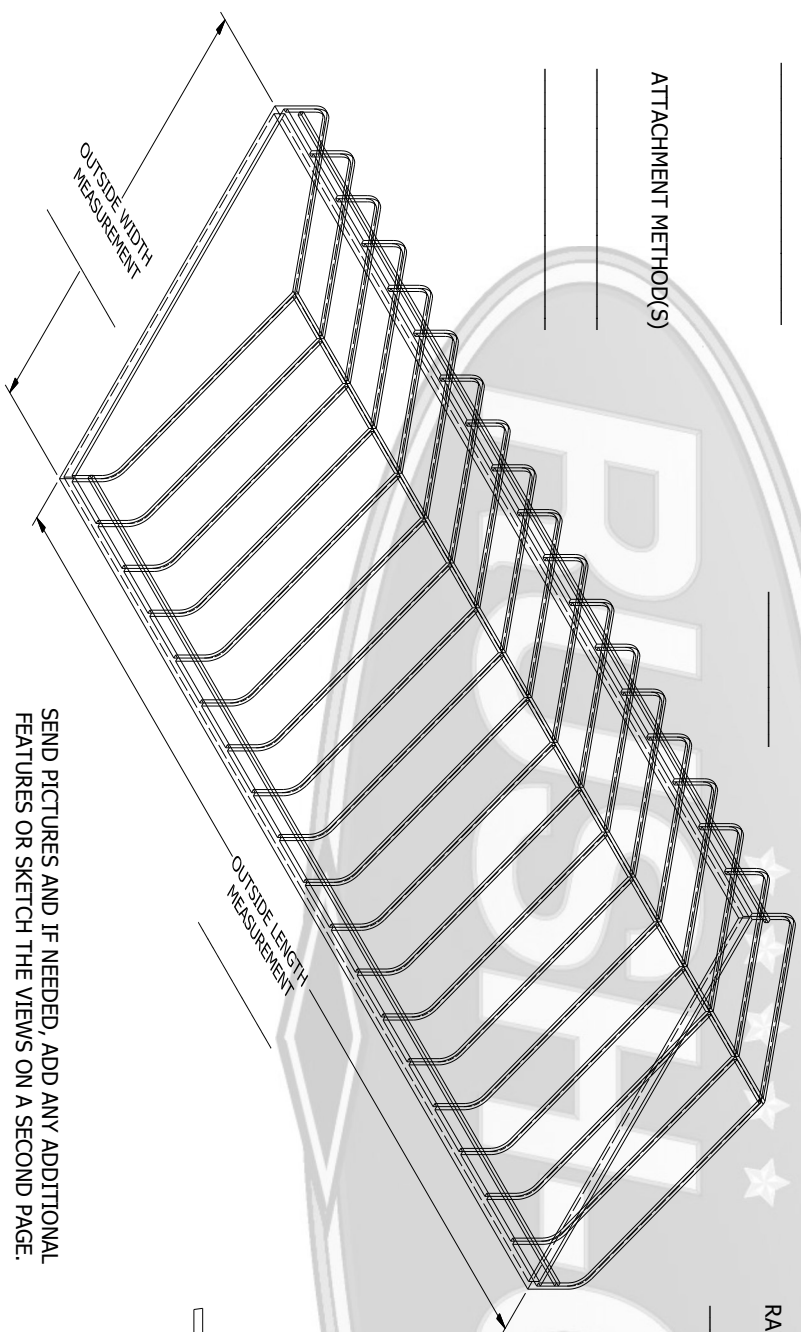
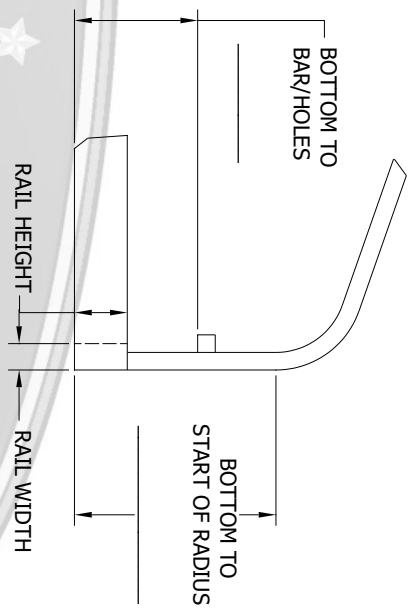
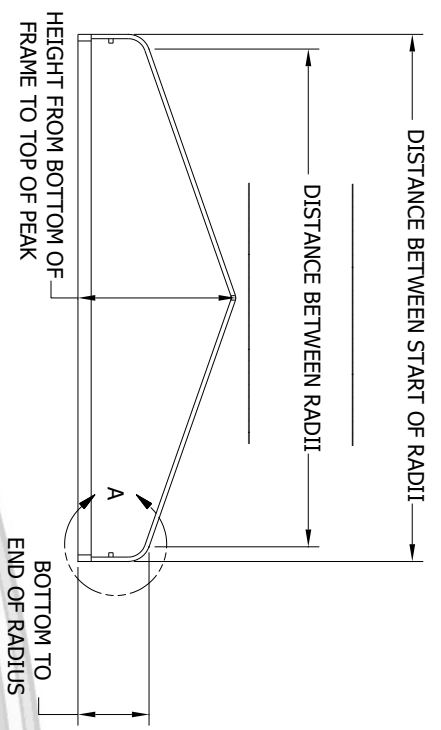
CONTACT INFORMATION

Name _____
 Address _____
 City _____ State _____ Zip _____
 Phone _____ Fax _____

****If dimensions don't match above, fill out detail on next page****

NOTES

REVISIONS				ISSUER
REV	ECN	DATE	DESCRIPTION	RML
A	EC-00469	10/4/2016	RELEASE	RML



TOTAL NUMBER OF BOWS



SEND PICTURES AND IF NEEDED, ADD ANY ADDITIONAL FEATURES OR SKETCH THE VIEWS ON A SECOND PAGE.

DETAIL A

DETAIL B

SPACING OF BOWS

TOLERANCES - UNLESS NOTED DECIMAL # _____ FRACTION # _____ ANGLE # _____ NOTICE THIS ILLUSTRATION IS THE PROPERTY OF RUSH-CO. AND MUST NOT BE USED IN ANY WAY DETRIMENTAL TO RUSH-CO'S INTERESTS.				1314 Walnut St. - Springfield, SD 57062 605-369-6000	
TITLE: PEAKED FLUSHED END FRAME DETAIL SHEET		DATE: 10/10/2016	SCALE: 1:1	SHEET: 1/1	PART NO.: F-133
DRW: RML	ENGR: CWG	DATE: 10/10/2016	SCALE: 1:1	SHEET: 1/1	PART NO.: F-133